Spec. 3.0

Model number

VBP-HH1-V3.0-V1

AS-Interface Handheld

Features

- Addressing and programming AS-Interface slaves
- Displaying the assigned slave addresses and the status of the inputs
- Setting outputs at the AS-Interface slave
- Also supports profiles S-7.7.A.7 (Spec 3.0), S-0.B and S-7.B (AS Interface Safety at Work)
- The slave connection is short-circuit and overload proof
- Additional M12 plug for external power supply for AS-Interface and AUX
- Connecting cable included with delivery
- Battery charger included with delivery

Dimensions

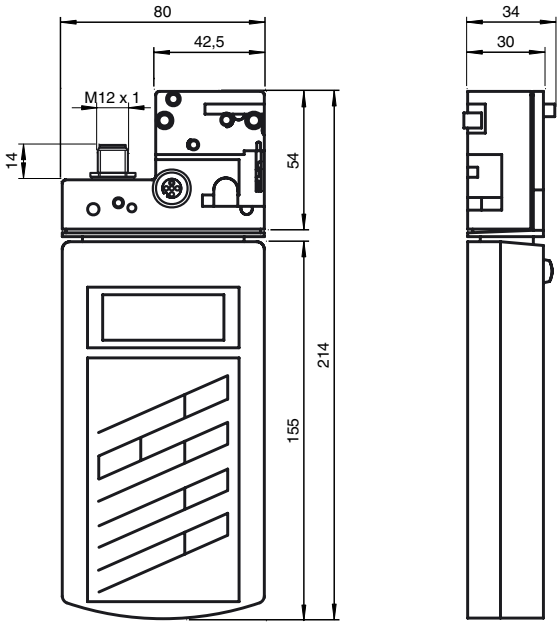

Electrical connection

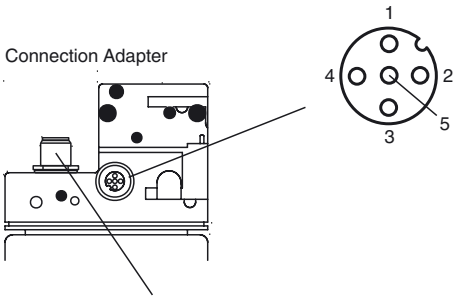

Slave Connection (M12 socket)

1 + AS-Interface
2 – AUX
3 – AS-Interface
4 + AUX
5 reserved (not connecting)

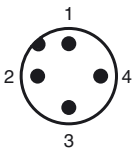

External Power Supplies (M12 connector)

1 + AS-Interface/DC
2 – AUX
3 – AS-Interface/DC
4 + AUX

Indicating / Operating means

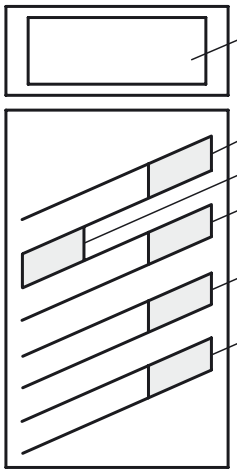

Display

„“ button ==> Increments slave address

„MODE“ button ==>
Einstellen des Betriebsmodus

„-“ button ==> Dencrements slave address

„PRG“ button ==>
Programs new slave address

„ADR“ button ==>
Reads slave address/switches on device

ATTENTION!
Charge accumulator prior to initial commissioning.

Release date: 2017-06-23 15:45 Date of issue: 2017-06-23 279457_eng.xml

Technical data

General specifications	
AS-Interface specification	V3.0
Operating mode	Plug-in charging unit, 230 V AC, included in the delivery package
Indicators/operating means	
Display	LC display
Keyboard	membrane keys, 5 keys
Electrical specifications	
Operating duration	8 h or ≥ 250 read/write procedures for fully charged battery
Power supply	battery mode, please use only battery charger included with delivery to charge (charging time about 14 h)
Interface	
Interface type	AS-Interface, short-circuit and overload protected
Open loop voltage	28 V (internal power supply)
Load current	100 mA at 25 V (internal power supply)
Interface 2	
Interface type	M12 connector for external power supply
Physical	AUX: 24 V PELV, 2 A (not short-circuit proof) AS-Interface: 31,6 V PELV (DC or AS-Interface), 200 mA (short-circuit proof)
Directive conformity	
Electromagnetic compatibility	
Directive 2014/30/EU	Handheld: EN 61326-1:2013 Plug-in charging unit EN 61000-3-2:2014 , EN 61000-3-3:2013 , EN 55022:2010+AC:2011 , EN 55024:2010
Low voltage	
Directive 2014/35/EU	Plug-in charging unit EN 60950-1:2006+A14:2009+A1:2010+A12:2011+A2:2013
Standard conformity	
Degree of protection	EN 60529:2000
Electrical safety	Plug-in charging unit EN 60950-1:2006+A11:2009+A1:2010+A12:2011+A2:2013
Emitted interference	Handheld: EN 61326-1:2013 Plug-in charging unit EN 55022:2010+AC:2011 , EN 55024:2010
Noise immunity	Handheld: EN 61326-1:2013 Plug-in charging unit EN 61000-3-2:2014 , EN 61000-3-3:2013
Ambient conditions	
Ambient temperature	0 ... 40 °C (32 ... 104 °F)
Storage temperature	-20 ... 40 °C (-4 ... 104 °F)
Mechanical specifications	
Degree of protection	IP20
Material	
Housing	plastic
Mass	approx. 610 g

Function

The AS-Interface handheld VBP-HH1-V3.0-V1 is an addressing device according to AS-Interface specification 3.0.
This addressing device is used to program AS-Interface slaves and for function testing purposes.
In addition, the following new functionalities have been integrated:

- Permanent data interchange with AS-Interface slaves
- Support of the data interchange with 4E4A slaves in ext. addressing mode
- Display of the safety code for AS-Interface Safety at Work slaves

The AS-Interface connection adapter on the top of the addressing device is used for the connection of AS-Interface slaves (sensors, actuators and modules) to the addressing device. The following devices and models can be connected via a plug connection on the AS-Interface connection adapter to the addressing device:
devices with M12 plug, VariKont M system, VariKont system, FP model, AS-Interface module of models G1, G4, G16.
Please use the adapter cable VAZ-PK-1,5M-V1-G (included in the scope of delivery) for device models with integrated addressing jacks.
There is an additional M12 plug on the front side of the housing. It provides a connection possibility with external auxiliary voltage AUX for slaves, which expect this at the connection adapter. Due to the integrated decoupling coil it is also possible to connect DC- or AS-Interface voltage to energize the slave directly and to relieve the internal battery.
A connection cable for the extension is included in the scope of delivery.

Accessories

VAZ-PK-1,5M-V1-G
Adapter cable module/hand-held programming device

V1S-TEE-V1/V1S
T-Distributor, M12 connector to M12 socket/connector

VAZ-PK-FK-0,2M-V1-W
Adapter cable G10 module/hand-held programming device

VAZ-9VDC-CHRG-115VAC
Power Supply

VAZ-9VDC-CHRG-230VAC
Power Supply

VAZ-PK/G20-1M-V1-G
Adapter cable G20 module/hand-held programming device

Release date: 2017-06-23 15:45 Date of issue: 2017-06-23 279457_eng.xml